

Silver Streak

THE FINEST TRAVEL TRAILER BUILT

For Those Who Love To Travel



The Aristocrat Of The Travel Trailers

All Aluminum Lightweight Aircraft Type Construction

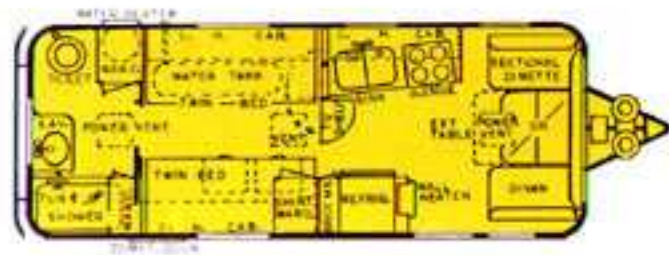
Designed For Travel And Living

Silver Streak
 DELUXE LINE
 The CLIPPER 24

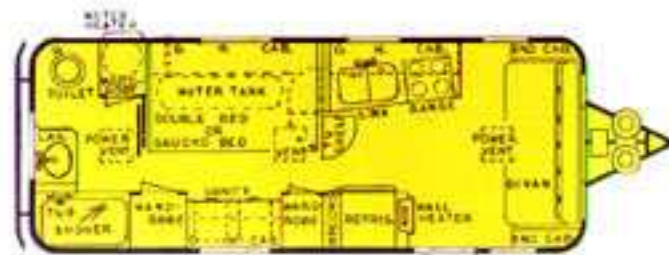


24' STANDARD MODEL

SECTIONAL DINETTES OR DIVAN W/END CABINETS — TWIN, DOUBLE OR CAUCHO BED — WALL HEATER W/UNITROL — BUILT-IN RANGE WITH WINDOW OVEN & BROILER — DIVIDER END OF RANGE — HOOD W/EXHAUST FAN OVER RANGE — 10" ELECTRIC REFRIGERATOR — DOUBLE SINKS W/ONE SINK COVER — TOILET, SHOWER W/FLEXSPRAY OVER TUB, LAVATORY — MEDICINE CABINET — BUILT-IN CLOTHES HAMPER — 6-GAL. ELECTRIC WATER HEATER — 34-GAL. GLASS-LINED PRESSURE WATER TANK — TAILOR-MADE LINED DRAPES — TAILOR-MADE BEDSPREAD — RECESSED SPICE CABINET — SHELF OVER FRONT WINDOW — THREE ROOF VENTS — FRONT & REAR W/EXHAUST FANS — HARDWOOD WALLS — 2" FIBERGLASS INSULATION — DOUBLE FLOOR W/4" FIBERGLASS INSULATION — TV JACK — SWINGING TV SHELF — EXTERIOR ALUMINUM ANODIZED — FOLD-AWAY STEEL STEP & ASSIST HANDLE W/LIGHT — TANDEM HEAVY DUTY TYPE WHEELS — 6-PLY RATED TIRES & TUBES — DOUBLE 5-GAL. BUTANE TANKS W/AUTOMATIC REGULATOR — AWNING RAIL 16'4" — AWNING OVER FRONT WINDOW — BUILT-IN SEWER HOSE TUBE — TWIN TAIL LIGHT ASSEMBLY — 25' ELECTRIC SERVICE CABLE — EXTERIOR 110V WATERPROOF OUTLET — 2-WHEEL ELECTRIC OR HYDRAULIC BRAKES W/CAR KIT — ACCORDION DOOR BETWEEN KITCHEN & BEDROOM



24' REAR BATH TWIN BEDS & SECTIONAL DINETTE



24' REAR BATH DOUBLE BED & DIVAN

OVERALL LENGTH 24'
 BODY LENGTH 20'4"
 OVERALL WIDTH 7'10"
 INSIDE WIDTH 7'6"

OVERALL HEIGHT 8'11"
 INSIDE HEIGHT 6'5"
 HITCH WEIGHT APPROX. 435 lbs.
 OVERALL WEIGHT APPROX. 4110 lbs.

24' SELF-CONTAINED MODEL
 ADDED EQUIPMENT OVER STANDARD MODEL

7' BUTANE & ELECTRIC REFRIGERATOR — 9-GAL. BUTANE HOT WATER HEATER — BUTANE LIGHT — 12V SHAVER OUTLET — 2 - 12V ROOF VENT FANS — 12V BATTERY — 12V AIR COMPRESSOR — 12V LIGHTS — MARINE TOILET W/25-GAL. FIBERGLASS HOLDING TANK W/BYPASS SYSTEM — WATER GARD — 2 - 8-GAL. BUTANE TANKS W/AUTOMATIC REGULATOR — 30 AMP CONVERTER W/BATTERY CHARGER — RADIO AERIAL

24' CONTINENTAL MODEL
 ADDED EQUIPMENT OVER SELF-CONTAINED MODEL

1 — SOLARDOME ROOF VENT — DELUXE HEADBOARD — 2 SINK COVERS — 4 - 12V SCARE LIGHTS — FRONT OVERHEAD CABINET W/BATTERY CLOCK — BUILT-IN REAR TRUNK W/LIGHT — LEVEL ON HITCH — HEATER W/BLOWER & WALL THERMO — BOX SPRING W/6" POLYFOAM OR INNERSPRING MATTRESS — 2 - HOSE CARRIERS — POLICE TYPE RADIO ANTENNA, TV ANTENNA W/ROTARY — 2 - NAME PLATES W/CUSTOMER NAME — TOILET SPRAY — SHOWER DOOR — CORNER WINDOWS — DOOR CHIMES — BATTERY CONDITION TESTER — SINGLE CONTROL FAUCET W/SPRAY

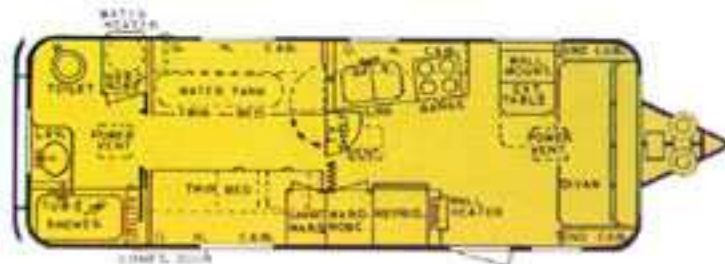
Silver Streak

DELUXE LINE
ATLAS 26

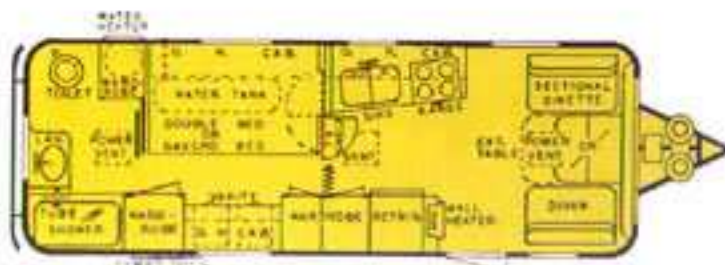


26' STANDARD MODEL

SECTIONAL DINETTES OR DIVAN W/END CABINETS — TWIN, DOUBLE OR GAUCHO BED — WALL HEATER W/UNITROL — BUILT-IN RANGE WITH WINDOW OVEN & BROILER — DIVIDER END OF RANGE — HOOD W/EXHAUST FAN OVER RANGE — 10' ELECTRIC REFRIGERATOR — DOUBLE SINKS W/ONE SINK COVER — TOILET, SHOWER W/FLEXSPRAY OVER TUB, LAVATORY — MEDICINE CABINET — BUILT-IN CLOTHES HAMPER — 6-GAL. ELECTRIC WATER HEATER — 34-GAL. GLASS-LINED PRESSURE WATER TANK — TAILOR-MADE LINED DRAPES — TAILOR-MADE BEDSPREAD — RECESSED SPICE CABINET — SHELF OVER FRONT WINDOW — ACCORDION DOOR — THREE ROOF VENTS — FRONT & REAR W/EXHAUST FANS — HARDWOOD WALLS — 2" FIBERGLASS INSULATION — DOUBLE FLOOR W/4" FIBERGLASS INSULATION — TV JACK — SWINGING TV SHELF — EXTERIOR ALUMINUM ANODIZED — FOLD-AWAY STEEL STEP & ASSIST HANDLE W/LIGHT — TANDEM HEAVY DUTY TYPE WHEELS — 6-PLY RATED TIRES & TUBES — DOUBLE 5-GAL. BUTANE TANKS W/AUTOMATIC REGULATOR — 18' AWNING RAIL — AWNING OVER FRONT WINDOW — BUILT-IN SEWER HOSE TUBE — TWIN TAIL LIGHT ASSEMBLY — 25' ELECTRIC SERVICE CABLE — EXTERIOR 110V WATERPROOF OUTLET — 2-WHEEL ELECTRIC OR HYDRAULIC BRAKES W/CAR KIT



26' REAR BATH TWIN BEDS & DIVAN



26' REAR BATH DOUBLE BED & SECTIONAL DINETTE

OVERALL LENGTH 26'
BODY LENGTH 22'4"
OVERALL WIDTH 7'10"
INSIDE WIDTH 7'6"

OVERALL HEIGHT 8'11"
INSIDE HEIGHT 6'5"
HITCH WEIGHT APPROX. 430 lbs.
OVERALL WEIGHT APPROX. 4215 lbs.

26' SELF-CONTAINED MODEL ADDED EQUIPMENT OVER STANDARD MODEL

7' BUTANE & ELECTRIC REFRIGERATOR — 9-GAL. BUTANE HOT WATER HEATER — BUTANE LIGHT — 12V SHAVER OUTLET — 2 - 12V ROOF VENT FANS — 12V BATTERY — 12V AIR COMPRESSOR — 12V LIGHTS — MARINE TOILET W/25-GAL. FIBERGLASS HOLDING TANK W/BY-PASS SYSTEM — WATER GARD — 2 - 8-GAL. BUTANE TANKS W/AUTOMATIC REGULATOR — 30 AMP CONVERTER W/BATTERY CHARGER — RADIO AERIAL

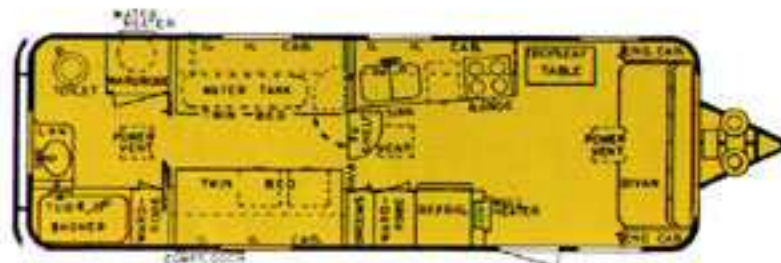
26' CONTINENTAL MODEL ADDED EQUIPMENT OVER SELF-CONTAINED MODEL

1 — SOLARDOME ROOF VENT — DELUXE HEADBOARD — 2 SINK COVERS — 4 - 12V SCARE LIGHTS — FRONT OVERHEAD CABINET W/BATTERY CLOCK — BUILT-IN REAR TRUNK W/LIGHT — LEVEL ON HITCH — HEATER W/BLOWER & WALL THERMO — BOX SPRING W/6" POLYFOAM OR INNERSPRING MATTRESS — 2 - HOSE CARRIERS — POLICE TYPE RADIO ANTENNA, TV ANTENNA W/ROTARY — 2 - NAME PLATES W/CUSTOMER NAME — TOILET SPRAY — SHOWER DOOR — CORNER WINDOWS — DOOR CHIMES — BATTERY CONDITION TESTER — SINGLE CONTROL FAUCET W/SPRAY

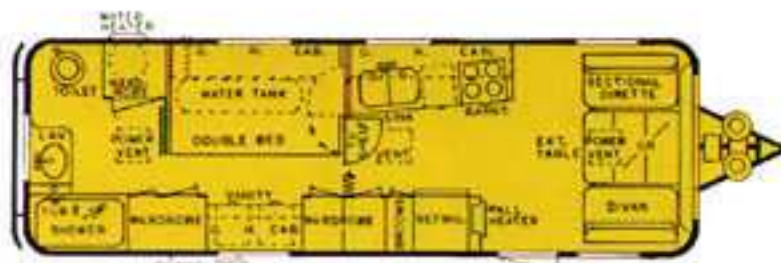


Silver Streak

DELUXE LINE
ROCKET 28



28' REAR BATH TWIN BEDS



28' REAR BATH DOUBLE BED

OVERALL LENGTH 28'
BODY LENGTH 24'4"
OVERALL WIDTH 7'10"
INSIDE WIDTH 7'6"

OVERALL HEIGHT 8'11"
INSIDE HEIGHT 6'5"
HITCH WEIGHT APPROX. 455 lbs.
OVERALL WEIGHT APPROX. 4450 lbs.

28' STANDARD MODEL

SECTIONAL DINETTES OR DIVAN W/FOLDAWAY EXTENSION TABLE & TWO CHAIRS — TWIN, DOUBLE OR GAUCHO BED — WALL HEATER W/BLOWER & WALL THERMO — BUILT-IN RANGE WITH WINDOW OVEN & BROILER — DIVIDER END OF GALLEY — HOOD W/EXHAUST FAN OVER RANGE — 10' ELECTRIC REFRIGERATOR — DOUBLE SINKS W/ONE SINK COVER — TOILET, SHOWER W/FLEXISPRAY OVER TUB, LAVATORY — MEDICINE CABINET — BUILT-IN CLOTHES HAMPER — 6-GAL. ELECTRIC WATER HEATER — 34-GAL. GLASS-LINED PRESSURE WATER TANK — TAILOR-MADE LINED DRAPES — TAILOR-MADE BEDSPREAD — RECESSED SPICE CABINET — SHELF OVER FRONT WINDOW — ACCORDION DOOR — THREE ROOF VENTS — FRONT & REAR W/EXHAUST FANS — HARDWOOD WALLS — 2" FIBERGLASS INSULATION — DOUBLE FLOOR W/4" FIBERGLASS INSULATION — TV JACK — SWINGING TV SHELF — EXTERIOR ALUMINUM ANODIZED — FOLDAWAY STEEL STEP & ASSIST HANDLE W/LIGHT — TANDEM HEAVY DUTY TYPE WHEELS — 6-PLY RATED TIRES & TUBES — DOUBLE 5-GAL. BUTANE TANKS W/AUTOMATIC REGULATOR — 30' AWNING RAIL — AWNING OVER FRONT WINDOW — BUILT-IN SEWER HOSE TUBE — TWIN TAIL LIGHT ASSEMBLY — 25' ELECTRIC SERVICE CABLE — EXTERIOR 110V WATERPROOF OUTLET — 4-WHEEL ELECTRIC BRAKES (HYDRAULIC OPTIONAL) W/CAR KIT

28' SELF-CONTAINED MODEL ADDED EQUIPMENT OVER STANDARD MODEL

7' BUTANE & ELECTRIC REFRIGERATOR — 9-GAL. BUTANE HOT WATER HEATER — BUTANE LIGHT — 12V SHAVEN OUTLET — 2 - 12V ROOF VENT FANS — 12V BATTERY — 12V AIR COMPRESSOR — 12V LIGHTS — MARINE TOILET W/25-GAL. FIBERGLASS HOLDING TANK W/BYPASS SYSTEM — WATER GARD — 2 - 8-GAL. BUTANE TANKS W/AUTOMATIC REGULATOR — 30 AMP CONVERTER W/BATTERY CHARGER — RADIO AERIAL

28' CONTINENTAL MODEL ADDED EQUIPMENT OVER SELF-CONTAINED MODEL

1 — SOLARDOME ROOF VENT — DELUXE HEADBOARD — 2 SINK COVERS — 4 - 12V SCARE LIGHTS — FRONT OVERHEAD CABINET W/BATTERY CLOCK — BUILT-IN REAR TRUNK W/LIGHT — LEVEL ON HITCH — HEATER W/BLOWER & WALL THERMO — BOX SPRING W/6" POLYFOAM OR INNERSPRING MATTRESS — 2 - HOSE CARRIERS — POLICE TYPE RADIO ANTENNA, TV ANTENNA W/ROTARY — 2 - NAME PLATES W/CUSTOMER NAME — TOILET SPRAY — SHOWER DOOR — CORNER WINDOWS — DOOR CHIMES — BATTERY CONDITION TESTER — SINGLE CONTROL FAUCET W/SPRAY



On all Deluxe models, the front end may have the movable dinette which converts into a bed or a split divan.

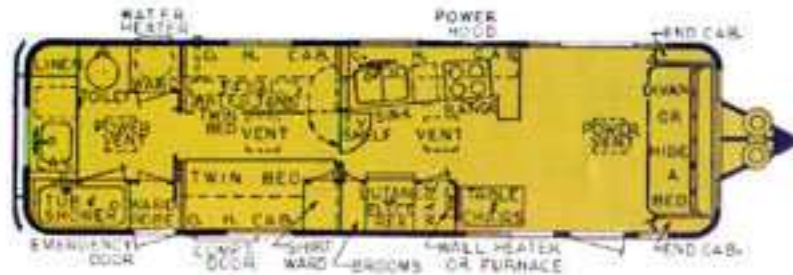
Attractive decor-planned interiors are designed for eye appeal as well as for luxurious comfort and convenience. Comfortable quality furniture, spacious living and dining areas and bright functional kitchens, with ample storage compartments, all add to the enjoyment of living and traveling in a Silver Streak.

Silver Streak offers a wide variety of floor plans for your consideration. Your choice of the many color-coordinated deluxe furnishings and appliances. Interiors sparkle with the feeling of warmth and livability. Comfort, convenience and quality are always yours in a Silver Streak wherever you may be . . . on a weekend fishing trip . . . on a month's vacation . . . or at home.

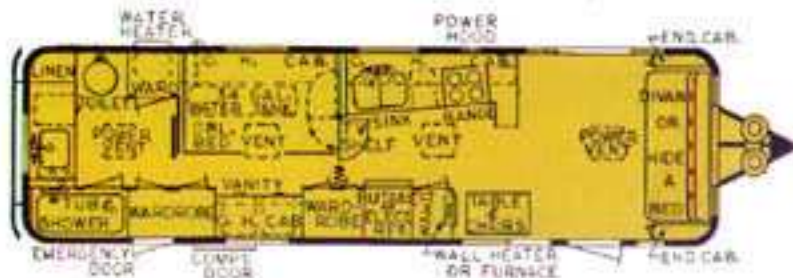


Silver Streak

DELUXE LINE
LUXURY LINER 32



32' REAR BATH TWIN BEDS



32' REAR BATH DOUBLE BED

OVERALL LENGTH 32'
BODY LENGTH 28'4"
OVERALL WIDTH 7'10"
INSIDE WIDTH 7'6"

OVERALL HEIGHT 8'11"
INSIDE HEIGHT 6'5"
HITCH WEIGHT APPROX. 490 lbs.
OVERALL WEIGHT APPROX. 4670 lbs.

32' STANDARD MODEL

DIVAN W/END CABINETS — DROPLEAF TABLE W/4 CHAIRS — TWIN, DOUBLE OR GAUCHO BED — WALL HEATER W/BLOWER & WALL THERMO — L-TYPE KITCHEN — BUILT-IN RANGE WITH WINDOW OVEN & BROILER — DIVIDER END OF GALLEY — HOOD W/EXHAUST FAN OVER RANGE — 10' ELECTRIC REFRIGERATOR — DOUBLE SINKS W/ONE SINK COVER — TOILET, SHOWER W/FLEXSPRAY OVER TUB, LAVATORY — SHOWER DOOR — MEDICINE CABINET — BUILT-IN CLOTHES HAMPER — 10-GAL. ELECTRIC WATER HEATER — 34-GAL. GLASS-LINED PRESSURE WATER TANK — TAILOR-MADE LINED DRAPES — TAILOR-MADE BEDSPREAD — RECESSED SPICE CABINET — CABINET OVER FRONT WINDOW — ACCORDION DOOR — FOUR ROOF VENTS — FRONT & REAR W/EXHAUST FANS — HARDWOOD WALLS — 2" FIBERGLASS INSULATION — DOUBLE FLOOR W/4" FIBERGLASS INSULATION — TV JACK — SWINGING TV SHELF — TWO ENTRANCE DOORS — EXTERIOR ALUMINUM ANODIZED — FOLDAWAY STEEL STEP & ASSIST HANDLE W/LIGHT — TANDEM HEAVY DUTY TYPE WHEELS — 8-PLY RATED TIRES & TUBES — DOUBLE 5-GAL. BUTANE TANKS W/AUTOMATIC REGULATOR — 24' AWNING RAIL — AWNING OVER FRONT WINDOW — BUILT-IN SEWER HOSE TUBE — TWIN TAIL LIGHT ASSEMBLY — 25' ELECTRIC SERVICE CABLE — EXTERIOR 110V WATERPROOF OUTLET — 4-WHEEL ELECTRIC BRAKES (HYDRAULIC OPTIONAL) W/ CAR KIT

32' SELF-CONTAINED MODEL

ADDED EQUIPMENT OVER STANDARD MODEL

7' BUTANE & ELECTRIC REFRIGERATOR — 9-GAL. BUTANE HOT WATER HEATER — BUTANE LIGHT — 12V SHAVEN OUTLET — 2 - 12V ROOF VENT FANS — 12V BATTERY — 12V AIR COMPRESSOR — 12V LIGHTS — MAKING TOILET W/25-GAL. FIBERGLASS HOLDING TANK W/BY-PASS SYSTEM — WATER GARD — 2 - 8-GAL. BUTANE TANKS W/AUTOMATIC REGULATOR — 30 AMP CONVERTER W/BATTERY CHARGER — RADIO AERIAL

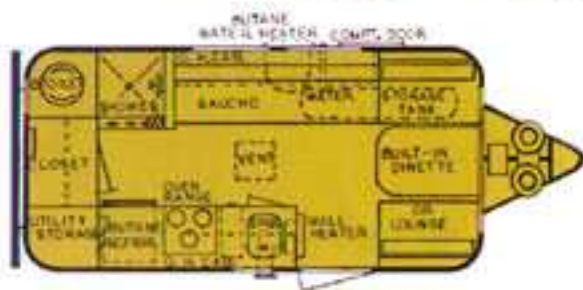
32' CONTINENTAL MODEL

ADDED EQUIPMENT OVER SELF-CONTAINED MODEL

1 — SOLARDOME ROOF VENT — DELUXE HEADBOARD — 2 - SINK COVERS — 4 - 12V SCARE LIGHTS — BATTERY CLOCK IN FRONT OVERHEAD CABINET — BUILT-IN REAR TRUNK W/LIGHT — LEVEL ON HITCH — HEATER W/BLOWER & WALL THERMO — BOX SPRING W/6" POLYFOAM OR INNERSPRING MATTRESS — 2 - HOSE CARRIERS — POLICE TYPE RADIO ANTENNA — TV ANTENNA W/ROTARY — 2 - NAME PLATES W/CUSTOMER NAME — TOILET SPRAY — CORNER WINDOWS — DOOR CHIMES — BATTERY CONDITION TESTER — SINGLE CONTROL FAUCET W/SPRAY

SABRE 18

Self-contained



18' SELF-CONTAINED GAUCHO

OVERALL LENGTH	18'5"	OVERALL HEIGHT	8'2"
BODY LENGTH	14'6"	INSIDE HEIGHT	6'3"
OVERALL WIDTH	7'2"	HITCH WEIGHT APPROX.	390 lbs.
INSIDE WIDTH	6'11"	OVERALL WEIGHT APPROX.	3280 lbs.

18' SABRE SELF-CONTAINED

Awning over front window — Fiberglass insulation throughout — Hardwood cabinets & wardrobes — Plug door w/screen — 3-Burner range w/oven & 12V exhaust fan — One roof vent — Single sink — 3 cu. ft. butane & electric refrigerator — 25' - 110 volt electric service cord — Marine toilet w/20-gal. fiberglass holding tank w/by-pass system — Shower w/flexspray — 30-gal. glasslined pressure water tank — 12 volt air compressor — Dual 8-gal. butane tanks w/auto reg. — 12 volt electric brakes w/car kit — 2 - 670 x 15 - 6 ply rated tires — Bumper w/sewer hose storage — All aluminum body — Converter w/built-in charger — Water Gard — Shelf above front window — Wall heater w/Unitrol — Tailor-made lined drapes — Overhead lockers — 110 volt waterproof outlet — 6-gal butane hot water heater — 12 volt shaver plug — 12 volt H.D. battery — 10'2" Awning rail — Assist handle — Telescoping radio aerial — Steel foldaway step

SABRE 20

Self-contained



20' SELF-CONTAINED GAUCHO

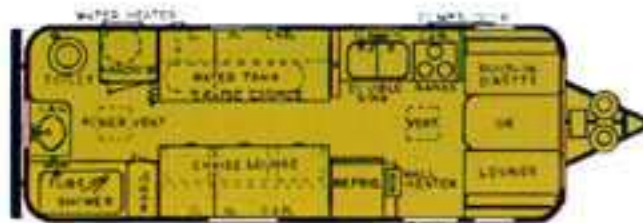
OVERALL LENGTH	20'10 1/2"	OVERALL HEIGHT	8'7"
BODY LENGTH	17'	INSIDE HEIGHT	6'3"
OVERALL WIDTH	7'2"	HITCH WEIGHT APPROX.	335 lbs.
INSIDE WIDTH	6'11"	OVERALL WEIGHT APPROX.	3880 lbs.

20' SABRE SELF-CONTAINED

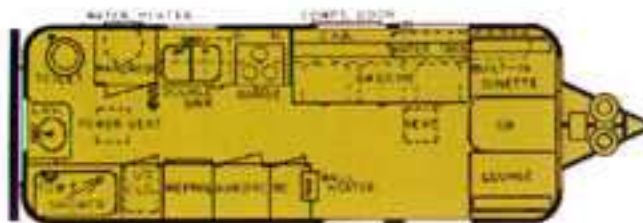
Awning over front window — Fiberglass insulation throughout — Hardwood cabinets — 3-burner range w/oven & 12V exhaust fan — Two roof vents — rear w/12V fan — Single sink — 6 cu. ft. butane & electric refrigerator — 25' - 110 volt electric service cord — Marine toilet w/20-gal. fiberglass holding tank w/by-pass system — Lavatory, tub w/flexspray shower — 30-gal. glasslined pressure water tank — Dual 8-gal. butane tanks w/auto reg. — 12 volt electric brakes w/car kit — 4 - 650 x 15 4-ply rated tires T.T. — Telescoping radio aerial — Steel foldaway step — Bumper w/sewer hose storage — All aluminum body — Converter w/built-in charger — Shelf over front window — Wall heater w/Unitrol — Tailor-made lined drapes — Overhead storage cabinets — 110 volt waterproof outlet — 6-gal. butane hot water heater — Medicine cabinet w/mirror — 12 volt air compressor — 12 volt H.D. battery — 12'8" Awning rail — Assist handle — 12 volt shaver plug — Water Gard

Silver Streak

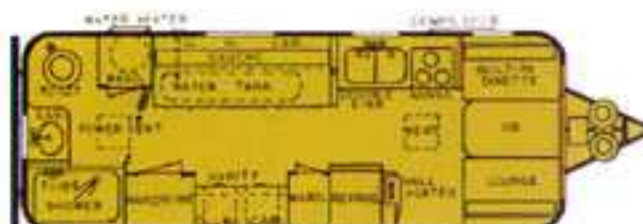
SABRE 23
Self-contained



23' SELF-CONTAINED TWIN BEDS



23' SELF-CONTAINED GAUCHO



23' SELF-CONTAINED CENTER GAUCHO

OVERALL LENGTH	23'5"	OVERALL HEIGHT	8'2"
BODY LENGTH	19'6"	INSIDE HEIGHT	8'3"
OVERALL WIDTH	7'2"	HITCH WEIGHT APPROX.	390 lbs.
INSIDE WIDTH	6'11"	OVERALL WEIGHT APPROX.	3175 lbs.



50% better roadability than any conventional type trailer

23' SABRE SELF-CONTAINED

Awning over front window — Fiberglass insulation throughout — Hardwood cabinets & wardrobes — 3-burner range w/oven & 12V exhaust fan — Two roof vents — one w/12V fan — Double sinks w/one sink cover — 6 cu. ft. butane & electric refrigerator — Twin or gaucho bed — 25' - 110 volt electric service cord — Marine toilet w/20-gal. fiberglass holding tank w/by-pass system — Lavatory, tub w/flexspray shower — 30-gal. glasslined pressure water tank — Dual 8-gal. butane tanks w/auto reg. — 12 volt electric brakes w/car kit — 4 - 670 x 15 6-ply rated tires T.T. — Telescoping radio aerial — Bumper w/sewer hose storage — All aluminum body — Converter w/built-in charger — Shelf above front window — Wall heater w/Unitrol — Tailor-made lined drapes — Overhead storage lockers — 110 volt waterproof outlet — Medicine cabinet w/mirror — 12 volt air compressor — 12 volt H.D. battery — 6-gal. butane hot water heater — 15'2" Awning rail — Assist handle — Steel foldaway step — 12 volt shaver plug — Water Gard




The ribs are placed in position and the sides are being riveted on.

The finest materials are used for draperies and bedspreads which are tailor-made by our own drapery department.



Silver Streak is the only manufacturer of an all-aluminum trailer to stretch form its own roof bows, door headers, door jams and floor channels—your assurance of better quality.



The body of the SILVER STREAK trailer is two complete shells one inside the other, separated by a blanket of plastic treated fibreglass insulation, riveted together as one unit on extruded aluminum stretch formed bows and stringers. Outside skin is of anodized aluminum. Inside skin and cabinets are hardwood of our own unique design. Door headers and frames are also stretch formed from extruded aluminum "Z" sections.



Trunk available on all models.

Corner windows w/protective aluminum covers standard equipment on Continental models; optional on all other models.



Silver Streak

STRUCTURE



Silver Streak's chassis is wrapped with spun glass insulation. Note that the chassis is completely covered with aluminum.





Silver Streak Quality Speaks For Itself

All materials used in Silver Streak trailers are carefully selected to insure a fine quality product. Silver Streak all aluminum trailers are large enough to be comfortable and light enough to tow with the average small or medium size car. Our design has proved to be very important for the ease of towing. Wind resistance and vacuum is reduced to a minimum. A trailer which is safe to tow on any road or highway makes trailer traveling very enjoyable.

Resale value is another important factor. Silver Streak trailers have maintained an unbelievable resale value on the used trailer market. Because of our all aluminum riveted aircraft type construction Silver Streak trailers are just as solid and sturdy after years of travel as they were when new. Very little maintenance is required. The demand for used Silver Streaks is much greater than the supply, which makes the purchase of a Silver Streak a fine investment. The difference in depreciation between Silver Streak and a wood frame travel trailer is great. After five years of use your Silver Streak is worth more than 60% of the original purchase price, plus a ready buyer whenever one is offered for sale.

ONLY by COMPARISON with other trailers can you be SURE of getting the MOST for your money.

Plus value in COMFORT, CONVENIENCE & QUALITY

Plus value in the WARM HARMONIOUS HARDWOOD INTERIORS

Plus MANY FEATURES as STANDARD EQUIPMENT that are optional at added cost in other trailers.

Plus the many advantages of LIGHTWEIGHT DEPENDABLE STRENGTH and LASTING STURDINESS in the aircraft type construction

Plus 50% BETTER ROADABILITY than any conventional type trailer

Plus LIFETIME GUARANTEE

MAKE SURE BEFORE YOU BUY . . . SEE AMERICA'S FINEST . . . THE SILVER STREAKS



EXTERIOR: ANODIZED ALUMINUM ON ALL MODELS

Prices, equipment and specifications on all models subject to change without notice.

Printed in U.S.A.

Silver Streak

TRAILER COMPANY

2319 N. CHICO AVENUE EL MONTE, CALIFORNIA 91733

PHONES: (AREA CODE 213) 444-2646 • 283-6372



Your nearest dealer is:

CURTIS TRAILERS, INC.
10177 S. E. POWELL BLVD.



PORTLAND, OREGON 97206

AKTO SHW

	<u>DELUXE</u>	<u>SELF-CONTAINED</u>	<u>CONTINENTAL</u>
24 ft. CLIPPER	\$ 5187.00	\$ 5954.00	\$ 6675.00
26 ft. ATLAS	5486.00	6253.00	6975.00
28 ft. ROCKET	5830.00	6597.00	7319.00
32 ft. LUXURY LINER	6520.00	7286.00	8008.00

EQUIPMENT IN DELUXE MODELS

2 - Roof vent fans	Heater w/unitrol (28' & 32' w/blower)
Stove hood w/fan & lite	TV Jack w/swinging shelf
Automatic butane reg.	34-Gal. Storage water tank
Lined drapes	Awning rail
Bedspreads	Awning over front window
1 - Sink cover	Tandem Axle (28' & 32' 4-wheel brakes)
Wired for Air Conditioner	1 - Sewer hose carrier

ADDED EQUIPMENT IN SELF-CONTAINED OVER DELUXE MODELS

DCV Converter	\$ 84.50	*2-8-Gal. butane tanks w/auto reg.	\$ 15.60
Butane light	22.75	*7' Butane & Elect. refrig.	202.80
12V Air compressor	42.15	*9-Gal. butane water heater	55.70
12V Shaver outlet	15.60	*Marine toilet w/holding tank	166.40
*12V Lights	15.60	*2-12V Roof vent fans	13.00
12V Battery in case	34.85	Water gard	55.25
Radio aerial	12.35	*12V Stove vent fan	6.50
Hose carrier	18.20		

ADDED EQUIPMENT IN CONTINENTAL OVER SELF-CONTAINED MODELS

2 - Hose carriers	\$ 18.30	*1-Solardome roof vent front	\$ 13.00
2 - Sink covers	8.45	*Single control center set w/spray	20.80
*Front overhead cabinet	54.60	Name plate w/customer name	13.00
Battery operated clock	24.70	TV Antenna w/rotary	39.00
Level on hitch	9.50	Built in rear trunk w/light	91.00
Toilet spray	16.25	*Deluxe headboard for beds	15.60
Shower door	41.60	*Heater w/12V fan & thermo	52.00
Corner windows	104.00	Wire for stereo tape	18.20
Door Chimes	15.60	*Police type radio antenna	26.00
*Deluxe cabinet	65.00	4 - 12V Scare lights	62.40
Battery tester	19.45	*Boxspring w/foam or innersprings	

COMPACT SABRE LINE

18 ft. SABRE, Single Axle	\$ 3455.00
20 ft. SABRE, Tandem Axle	4647.00
23 ft. SABRE, Tandem Axle, Twin or Gaucho	5194.00

STANDARD EQUIPMENT FOR SABRE MODELS

Awning over front window	Built in dinettes or lounge in front
12V Shaver plug	12V Battery w/fiberglass box
110V Waterproof outlet	Wall heater w/unitrol
DCV Converter	Water gard
12V Fan rear vent (except 18')	8-Gal. Dual butane tanks w/965 reg.
6' Butane & elect refrig (except 18')	Boxspring & Innerspring mattress optional in 23' Twin

OPTIONAL EQUIPMENT OVER

OPTIONAL EQUIPMENT IN DELUXE MODELS

Leg-o-Matic chairs, each	\$ 15.50	*Monomatic toilet w/o holding tank	\$ 35.10
*Hide-a-Bed - 32' only	182.00	*Monomatic toilet w/holding tank	110.50
°Stainless steel sinks	36.40	Built in bunk w/4" foam matts.	65.00
4-Wheel brakes, 24', 26'	91.00	1-Ton refrig. Air Conditioner	396.50
TV Antenna	26.00	Spare tire rack w/cover & lock	52.00
12V or 110V Outlet	13.00	Spare tire & wheel	59.80
Storm windows	68.90	Spare tire rack in trunk	15.60
Police type aerial	26.00	*Forced air heater, 26', 28', 32'	130.00
°Short wardrobe	45.50	Stereo w/1 tape-Continental	175.50
Pure-o-Vac	64.35	Siede Skids - per pair	15.60
Back-up lites	19.50	12V Roof vent fan	23.40

OPTIONAL EQUIPMENT FOR SABRE MODELS

4-Wheel brakes	\$ 91.00	Spare tire rack w/cover & lock	52.00
TV Swinging shelf	20.80	Spare tire & wheel	47.45
TV Antenna w/rotary	39.00	Storm windows	52.45
TV Antenna	26.00	Built in rear trunk w/light	91.00
TV Jack	8.45	Built in bunk w/2" foam matt.	65.00
Twin bedspreads	31.20	*12V Fan & thermo - 23' only	61.10
Back-up lites	19.50	Curved corner windows	104.00
12V Roof vent fan	23.40	Extra vent & wire for refrig.	
Butane light	22.75	Air Conditioner	39.00

CREDIT ON ITEMS OMITTED WILL BE ALLOWED ON MATERIAL ONLY

* EXCHANGE PRICE OVER STANDARD EQUIPMENT

25% WILL BE ADDED AFTER TRAILER IS IN PRODUCTION